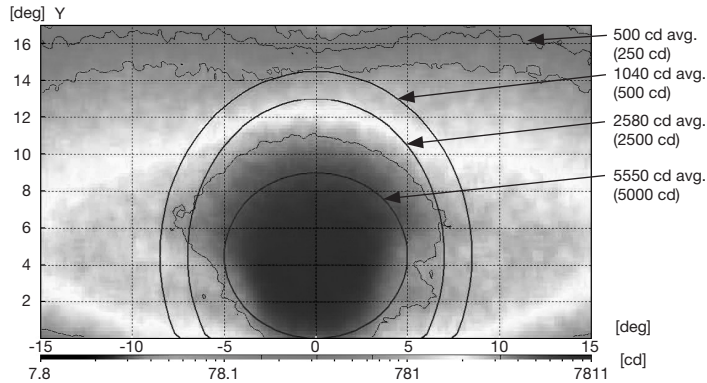
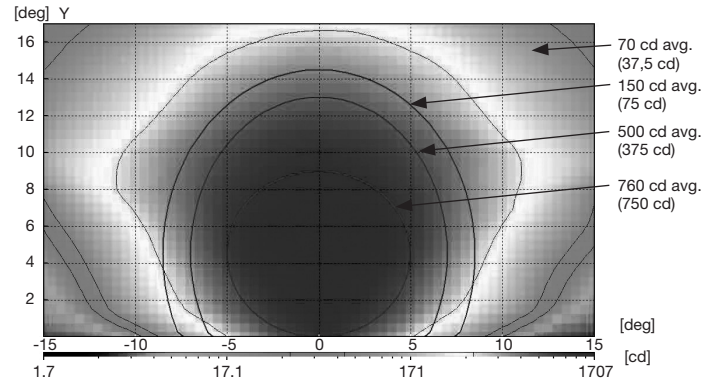




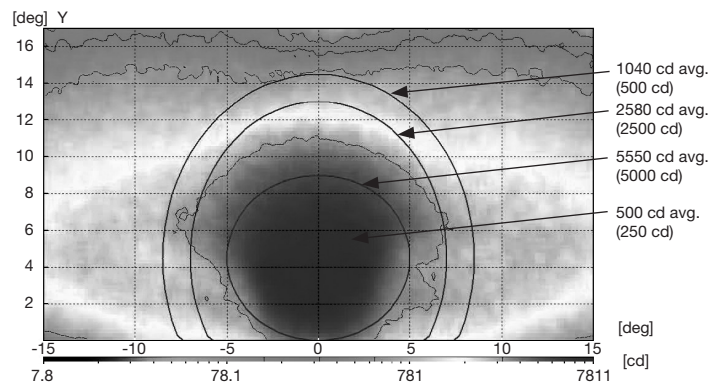
## Typical Photometric Data



RCL, Light Distribution, White, Fig. A2-6



RCL, Light Distribution, Red, Fig. A2-7



TDZ, Light Distribution, White, Fig. A2-5

## Accessories

| Description                      | Part Number    | Description                                | Part Number |
|----------------------------------|----------------|--|-------------|
| Base: L-868B, Class I, 24" Deep* | AC24242H200303 | Isolation Transformer – 30/45 W, 6.6/6.6 A | 33001       |
| Bolt Set                         | 22500          | Isolation Transformer – 65 W, 6.6/6.6 A    | 33003       |
| Heat Shrink Kit – 1 Piece        | 10047-2154     |  |             |

\* Two-piece can may be required depending upon the paving technique.

## Renewal Parts

| Description                                       | Part Number | Description                                      | Part Number |
|---|-------------|--|-------------|
| 12" Dia. FAA Support Ring Straight (11.25" B.C.)  | 22504       | Gasket, Base Interior                            | 22501       |
| 12" Dia. FAA Support Ring, 4 Degree               |             | Power Supply/Fixture Base w/ (1) L-823 Plug      | 22507       |
| Toe Left (11.25" B.C.)                            | 22505       | 2 Power Supplies/Fixture Base w/ (1) L-823 Plug  | 22523       |
| 12" Dia. FAA Support Ring, 4 Degree               |             | 2 Power Supplies/Fixture Base w/ (2) L-823 Plugs | 22508       |
| Toe Right (11.25" B.C.)                           | 22506       | Prism Replacement Kit (includes Prism Gasket)    | 22502       |
| Connector Kit – L-823, 8 AWG, 0.32" to 0.43" O.D. | 823KP-D4-D4 | Red Cartridge Runway                             | 22510       |
| Connector Kit for Base                            | 22522       | White Cartridge Runway and Touchdown Zone        | 22509       |

